



SWIFT CONSERVATION

KEEPING THE SKIES ALIVE

www.swift-conservation.org

Swift Nest Bricks – installation & suppliers



Swift Bricks installed by Notting Hill Housing Association / Barnet Council - simple, cost effective, neat

What's great about Swifts?

- **Swifts are stunning** – the UK's fastest bird in level flight, faster than a Peregrine Falcon in a dive
- **They bring us the Sound of Summer** - their screaming calls & dashing flight are exciting, unique
- **They can live up the grimmest places** – they'll nest in the bleakest of urban concrete jungles
- **They've travelled so far to be with us** – they're only here for 12 weeks out of 52, spending the rest of the year in Africa over the Congo & Sahara
- **They're a technological marvel** – Swifts use the same high-tech aerodynamic technologies that engineers use for advanced aircraft designs
- **They've been with us for 49 million years** – let's make sure they stay with us!
- **They can eat up to 20,000 flying insects a day each** - many of them harmful or pests
- **They can help you get Planning Permission** - installing Swift Bricks can meet Planners requirements and gain you BREEAM points too

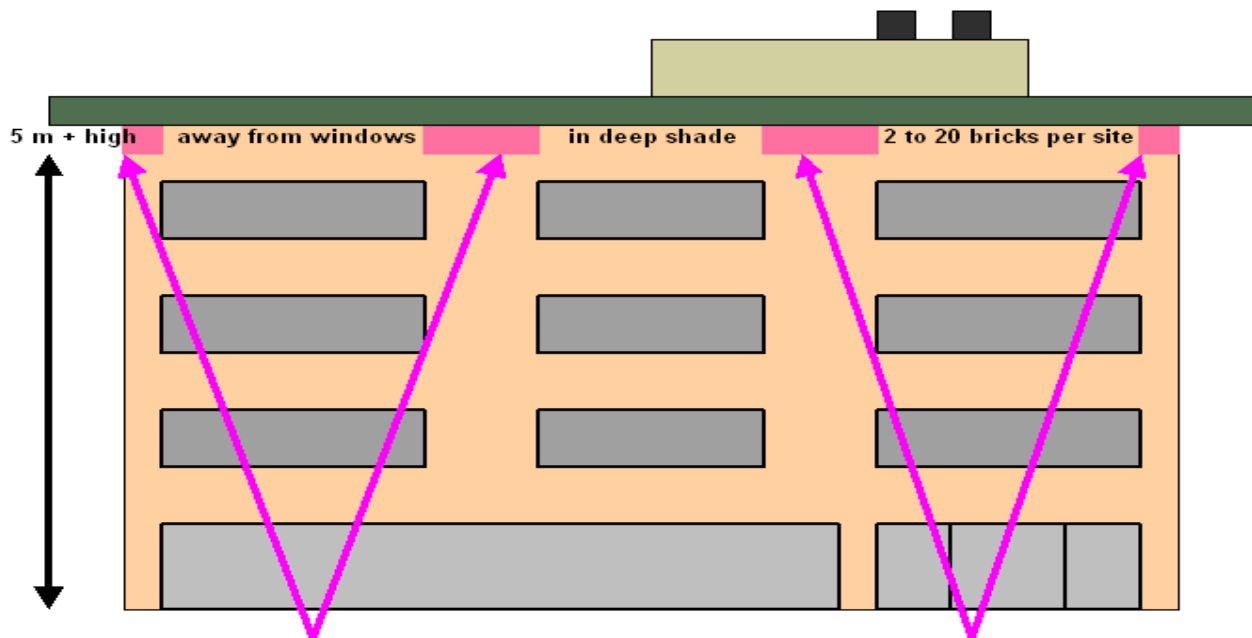
and

- **Swifts are the cleanest birds ever** – they rarely defecate in the nest & eat their chicks' droppings
- **They're so discreet** - you'll hardly know they are in the roof, nesting over your heads
- **Wildlife is good for us!** - it makes us happier and healthier

Swift Nest Bricks – easy but choosing the right site is important

Swift nest bricks, hollow blocks sized to hold a nest, are an excellent way to provide Swifts with nesting opportunities. They should be fitted either on a side of the building that gets some shade during the day, or under an overhang or under the eaves, to give protection from heat, but not over windows or near to vents. They should be sited at least 5 metres above ground, with clear adjacent airspace so the Swifts can access them in high-speed direct flight (they usually fly straight in and out). Make sure that predators (cats, crows, magpies, squirrels, and rats) do not have easy access (e.g. by climbing up creepers or flying in from close perches).

Where to Install your Swift Bricks



Install the Swift bricks under the roof, in the top course of blockwork, in shaded areas out of direct sunlight, (shown here as pink blocks) and away from windows. Swift Brick installations do not usually generate any problems with droppings, but the Swifts may be disturbed by people staring at them! Minimum height from the ground should be 5 metres, and the boxes should not be obstructed by trees, ladders or aerials.

Choosing your “Swift Nest Brick” nest box

You can find a good range of Swift nest bricks illustrated below, with details of their suppliers, plus a brief summary of the various materials and types and their uses. Select the Swift nest brick that meets your needs, your budget, and your ability to fit it. The longer lasting the Swift nest brick and the more soundly it is fitted, the better it is for the Swifts.

Fitting the Swift Nest Brick

Good nest bricks are made to give many years of useful service, and so installation and any fixings used must be equally long-lasting. They may also be fitted behind metal and timber cladding, in which case the manufacturer's advice on suitable fixing methods should be obtained.

Keep yourself safe

Establish a safe system of work and follow scrupulously all safety advice before installing Swift nest bricks. Use the appropriate personal protective equipment required for the task.

Checking use and maintenance

Swift nest places do not usually need any cleaning. Many Swift nest bricks, if competently installed do not need any maintenance. Where bricks with removable covers are used, there will be a need to regularly check those covers for integrity. We suggest this is done as part of the building's regular maintenance programme.

How many

Swifts like a few neighbours and a busy Swift colony will be a powerful attraction to other Swifts to come in and nest. So fit at least two to twenty boxes on your site, taking into account its size. For a house, two boxes, for a school or office or warehouse project, ten to twenty.

The Istock "Eco Home for Swifts" Brick clay and recycled plastic



Discrete and attractive terracotta box ideal for new and restored buildings
Insert under eaves or in high walls - Terracotta & recycled plastic plank

Made to order - takes 10 to 14 days
Available in smooth red, blue & cream clays Size 326mm x 140mm x 140mm
Product code UNQ.SWIFT01 £POA

Istock Brick Ltd. Cattybrook Sales Office
Almondsbury, Bristol BS32 4BX



www.istock.com
sales 0844 800 4575
design advice 0844 800 4576
technical services 0844 800 4577
literature and samples 0844 800 4578

The ELIS-Plast nest box Lightweight plastic material

Made in the Czech Republic at an extremely competitive price, this box is designed for use together with insulation "bats" applied to external walls, and then plastered over to give a smooth finish.

These innovative lightweight weatherproof boxes can be fitted under eaves too, and they provide snug nesting space at very low cost.

UK models are fitted with an inner plywood floor lining and a Starling resistant entrance.

We are investigating the possibility of a flat fronted box of the same material for flush-fitting – it may be available in 2015



For further information and to place orders:

Richard Anel Marketing Consultant

AnelRi@seznam.cz www.elisplast.cz



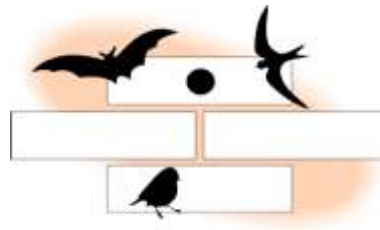
The Bird Brick Houses nest box Plastic and brick



This box is made from a plastic box with a detachable plastic front frame holding your own brick or stone finish, made to your needs, and set into the wall

This box can be supplied with various front panels permitting entry by Swifts or several other bird or bat species. It matches neatly into standard brick patterns, and even into flint walls

Bird Brick Houses, Willow Cottage, Harebeating Lane,
Hailsham, East Sussex, BN27 1EP



Mobile : 07415 067051 Land line: 01323
849322

e-mail : Enquiries@birdbrickhouses.co.uk

Web site:
<http://www.birdbrickhouses.co.uk/>

Schwegler "Woodcrete" Bricks & Boxes of Cement –fibre compound

Swift nest bricks from Schwegler are made from a compound called "Woodcrete"

A mixture of cement and plant fibre, it is strong and long lasting, if heavy

Such boxes, if sensibly sited and maintained, have the potential to last as long as the building, making them particularly attractive and cost effective

<http://www.schwegler-natur.de/index.php?main=home>

UK suppliers: NHBS

Phone - 01803 865913 Prices on application

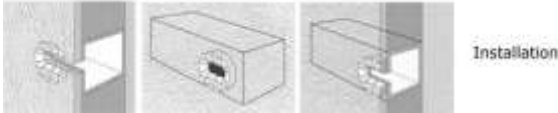
customer.services@nhbs.com
http://www.nhbs.com/about/contact_us.php

NHBS, 2-3 Wills Road, Totnes, Devon, TQ9 5XN UK

On the right, the Schwegler Swift Brick No: 25 suitable for solid walls.


265mm wide x 220mm deep x 180mm high





Above, the Schwegler Lightweight Swift Box 1A designed for fitting into plastered and insulated walls.

W 340mm x H 135mm x D 150mm (plus 17mm for the protruding entrance ring)



Schwegler make several designs of Swift nest box that can be sunk into the walls of brick or block built buildings, or bolted on to the surface. The one illustrated to the left and above, the Swift & Bat Box 1MF, is their double box. There is also a single version

The Manthorpe Swift Nesting Brick an all-plastic easy to use nest-place for new builds & major refurbishments



Code: GSWB

Weight 0.71kg

Box Qty - 2 (1.48kg per box)

Materials – Base: PVC

Top: Polypropylene

Colours: Terracotta, Slate Grey, Antique Red, Buff, White & Black

Manufacturing: Injection Moulded

MANTHORPE BUILDING PRODUCTS LTD

MANTHORPE HOUSE

BRITAIN DRIVE

CODNOR GATE BUSINESS PARK

RIPLEY

DERBYSHIRE DE5 3ND

TEL: 01773 514 200

FAX: 01773 514 262

e-mail: bpsales@manthorpe.co.uk

www.manthorpe.co.uk



WoodStone® Build-in Swift Nest Box

Code 90068



Made from a cement and wood fibre mixture this nest-brick is intended for insertion into walls at five metres or above from ground level, in an area providing clear air-space. This box can be opened for cleaning and/or checking in winter

W 33cm x H 19cm x D 16cm

Cement and wood fibre mix

Every WoodStone® nest box from CJ Wildlife is guaranteed for 10 years.

WoodStone® Build-in Swift Box

Code 90060



Made from a cement and wood fibre mixture this nest-brick is intended for insertion into walls at five metres or above from ground level, in an area providing clear air-space. This box once fitted requires no further maintenance, and may be plastered over, leaving only the entrance hole visible.



Sales:

Tel: 0800 731 2820

sales@birdfood.co.uk

http://www.birdfood.co.uk/ctrl/node:169;page:87;/vivara_pro

W 31cm x H 17cm x D 17cm

Material Cement and wood fibre mix
Every WoodStone® nest box from CJ Wildlife is guaranteed for 10 years.

For current prices please contact the Suppliers direct

Attracting the Swifts - using the Swift Calls CD

It can take a while for Swifts to find a new nest place. But nest site occupation can be speeded up if a recording of Swifts' attraction calls is played to attract them. Full instructions plus CD and MP3 recordings of the calls are available from us - see below for contact details.

Do's & Don'ts – please tell the occupiers

Do give the birds' peace and quiet and every chance to breed

If a bird falls from the nest and cannot fly, consult the Swift First Aid pages of our web site

<http://www.swift-conservation.org/SwiftFirstAid.htm>

Don't stand and stare at the nest box when the Swifts are around. It may put them off

Don't disturb the Swifts at any time - they may well desert the nest

Don't allow creepers or plants to encroach on the nest. They will give access to predators

Some examples



Antrim Public Library, Northern Ireland: Ibstock Swift bricks were used to bring life to this featureless wall



Swifts used the Antrim nest bricks in 2014



Eight Schwegler Swift Bricks were installed and hidden behind the plastered facade of the new Cullompton Library in Devon



The New Library at Cullompton - the Swift Bricks are scarcely visible but should bring some aerial life and action to this new site



Two Schwegler Swift Bricks installed in the walls of the Maternity Unit at the Lister Hospital



The Lister Hospital at East & North Hertfordshire NHS Trust Stevenage Hertfordshire



Left & below:

An example of Swift Bricks being used on a major project: the “Pelikan” construction site, built by GUNDLACH, in Hannover, Germany

80 Swift bricks were incorporated in the walls of this new development which will bring Swifts flying over this huge modern housing project



Further advice is available

See our web-site at www.swift-conservation.org

or contact us at mail@swift-conservation.org.uk

